


# SOLVE THE TOP LAYER... GET THE YELLOW CROSS

## STAGE 5:

### Holding Your Cube:

- 1) Match the yellow pattern on the top (U) face of your cube to one of the yellow patterns shown on the cubes below.
- 2) Then follow the correct sequence.




Your Goal


### Tip:

- Yellow edge pieces on the top (U) face do **NOT** need to match on the side pieces... yet!

### 1<sup>st</sup> Step : Make a yellow cross



Proceed to the **2<sup>nd</sup> Step** on the next page.



Then match the result to State 3 or 4, hold the cube to match that State and do that sequence.

