



SOLVE THE TOP LAYER... GET ALL THE YELLOW ON TOP


2nd Step: Make all the corners yellow

NOW, look at the top (U) face and match your top (U) face to one of the states below




State 1. If **No Corner** Cubes are Yellow on the top (U) face, you must have Yellow **Left** Corner on Left Face as shown


State 2. If **One Corner** Cube is Yellow match your top (U) face as shown and do the sequence below.



State 3. If Any **Two Corner** Cubes are Yellow don't worry about their position. You **MUST** match the front (F) face with a Yellow Left Corner as shown.



Do this sequence **1, 2 or 3 times** to achieve a complete yellow top (U) face. After each sequence, orient the cube to **REMATCH** the top (U) face to the appropriate state and repeat the sequence until all corners are yellow.



Congratulations!

If your cube looks like this picture you can move to **Stage 6!**

