



# POSITION YELLOW EDGES CORRECTLY

## 2<sup>nd</sup> Step: Position yellow edges correctly



Your Goal

Top U Face



If **1** edge is correct and **3** edges are incorrect orient the cube so the face with the correct edge is the back (**B**) face. Then, determine if the edge pieces need to move **clockwise** or **counter-clockwise** and do the correct sequence below.

Top U Face




If all **4** edges are incorrect, then do either sequence below once, and then determine what direction the three edge pieces need to move and do the correct sequence below.

To cycle **E F G** Clockwise or **E F G H** Clockwise



To cycle **E F G** Counter-Clockwise or **E F G H** Counter-Clockwise



**Congratulations!**

